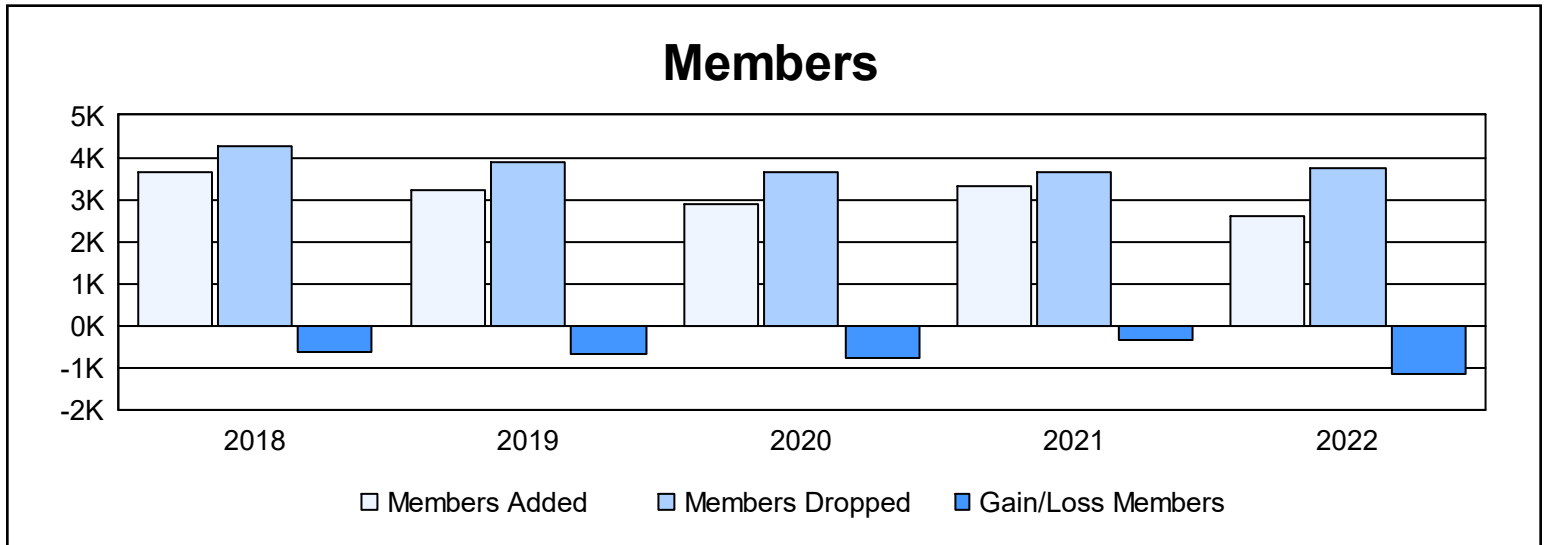
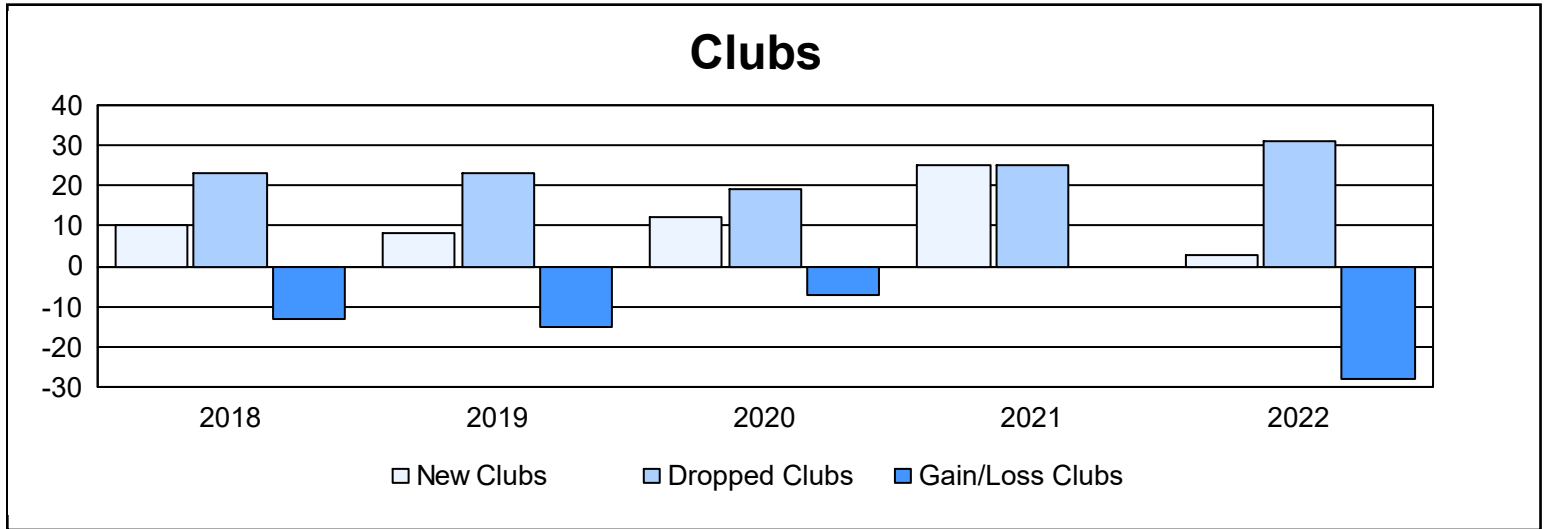
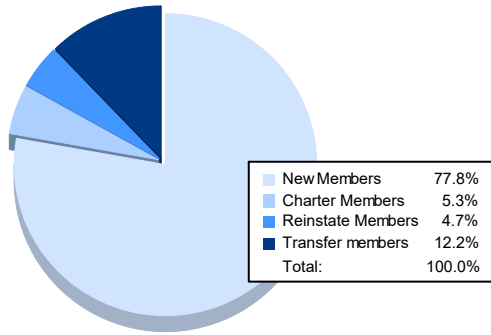


Year	New Clubs	Dropped Clubs	Gain/ Loss Clubs	New Members	Charter Members	Reinstate Members	Transfer Members	Total Member Added	Total Members Dropped	Gain/ Loss Members
2017-2018	10	23	-13	2,810	328	123	364	3,625	4,269	-644
2018-2019	8	23	-15	2,494	247	119	352	3,212	3,872	-660
2019-2020	12	19	-7	2,082	360	140	314	2,896	3,659	-763
2020-2021	25	25	0	2,322	589	113	304	3,328	3,657	-329
2021-2022	3	31	-28	2,015	138	123	315	2,591	3,732	-1,141
<b>Average</b>	<b>12</b>	<b>24</b>	<b>-13</b>	<b>2,345</b>	<b>332</b>	<b>124</b>	<b>330</b>	<b>3,130</b>	<b>3,838</b>	<b>-707</b>



### Membership Composition June 2022 Cumulative



### Gender Composition June 2022 Cumulative

